

Drabek Elementary



Welcome
**CAMPUS &
GRADE LEVEL
INFORMATION**

FOR PARENTS


2024.2025

WELCOME!



MEET THE OFFICE TEAM



- April Marsters, Principal
- Marcy Sellers, Assistant Principal
- Mary Koonce, Executive Assistant
- Nathalie Frazier, Attendance Clerk
- Takisha Thibodeaux, Counselor
- Rebekah Lusk-Tillman, Campus Compliance Coordinator
- Sue Nelson, Receptionist
- Cindy McCroskey, Nurse
- Rebecca Ong, Aide




COMMUNICATION



HOW DO I RECEIVE INFORMATION ABOUT WHAT'S GOING ON IN THE CLASSROOM AND SCHOOL?

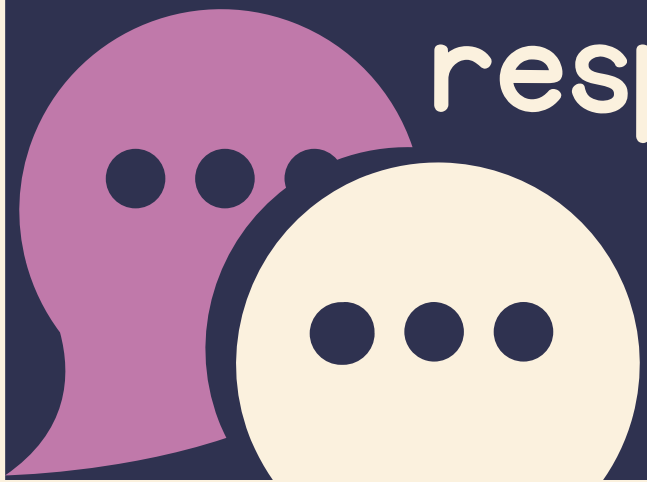
- CLASSROOM NEWSLETTER
- PARENT NEWSLETTER (EMAILED EVERY FRIDAY)
- FRIDAY FOLDER



HOW DO I COMMUNICATE WITH MY TEACHER?

- Teacher email
- Conference period
- You can expect a response within 24-48 hours.

Teachers are not available to parents or to respond to emails during instructional time.



ARRIVAL & DISMISSAL



ARRIVAL

- Building Opens at 7:30 a.m.
- Breakfast: 7:30 a.m.–7:55 a.m.
- First bell is at 7:55 a.m. Students should arrive no later than 8:00 a.m., so they can be in their classroom by 8:05 a.m.




DISMISSAL

- School Ends at 3:25 p.m.
- If you are running late, please call the front office.
- The building closes at 3:50 p.m., so PLEASE BE ON TIME TO PICK UP YOUR CHILD
- CHANGING DISMISSAL PLANS: You must e-mail your child's teacher by 2:00 p.m. if you need to change the way your child goes home
- SEVERE WEATHER
 - *Students will be allowed to walk on light, rainy days.
 - *An alternate "Rainy Day/Bad Weather" dismissal announcement will be made when it is unsafe to walk due to heavy rain, thunder, and/or lightning.
 - *This will be announced prior to 3:00 PM by email.
 - *Once called, only an adult or older sibling LISTED in Skyward WITH a government issued picture ID in hand will be able to retrieve students whose "Rainy day/Bad Weather" plan is to still walk/bike. If the alternate plan is to be a car rider, then they can be picked up in the front drive.



ATTENDANCE



TEXAS LAW

- Texas Education Code Section 25.092 State Law requires that students must attend 90% of of the time a class is offered in order to receive credit for the class or to be promoted to the next grade level. This school year has a total of 175 days; therefore, students may only miss 18 days during the school year.
- A STUDENT CANNOT MISS MORE THAN 18 DAYS OF SCHOOL
- 10 OR MORE UNEXCUSED ABSENCES IS A REFERRAL TO TRUANCY COURT



ABSENCES

- You must provide an absence note when your child is out of school.
- You have 5 days to turn in a note to the attendance office. If you do not send a note, that absence is unexcused.
- Multiple unexcused absences will result in a Truancy Meeting with District Attendance Office Personnel and administration.
- You can email your excuse & doctor's notes to:
AttendanceRDE@fortbendisd.gov

Attendance Clerk, Nathalie Frazier 281-634-6614 nathalie.frazier@fortbendisd.gov




ABSENCES

- Students who are not in their classroom at 10AM will be marked absent. If they are in the clinic at 10 AM, they will be marked absent and a note entered in Skyward of their location.
- All absences require a note. You can email your excuse & doctor's notes to: AttendanceRDE@fortbendisd.gov
- Parents will be contacted by an administrator and/or an Attendance Committee member by letter and/or a phone call if their child has excessive absences .
- Excessive absences affect learning and student promotion.



TARDIES





TARDIES

- First bell rings at 7:55, giving time for students to be IN their classroom by 8:00 AM.
- Tardy Bell rings at 8:05 a.m.– if your child is not in their classroom at 8:05 a.m., they are tardy and require parent sign in.
- Any student entering the building after school has begun, or re-entering the building after leaving for an appointment, should sign in at the Front Office.
- Excessive late arrivals affect learning and student promotion.



LEAVE EARLY



LEAVE EARLY FROM SCHOOL

- Parents/Guardians may sign out students at the Front Office.
- You must show your ID and be on the authorized pick up list.
- Students are not called out of class prior to a Parent/Guardian arriving on campus. Please allow enough time, prior to your appointment (at least 15 minutes) for the pick-up process.
- Excessive leave early check outs affect learning and student promotion.



CLINIC



ILLNESS

To prevent exposing other students unnecessarily to illness, a student should not come to school if he/she has the following symptoms:

- vomiting and/or diarrhea within the past 24 hours, an undetermined rash, a temperature of 100.0 or greater within the past 24 hours
- or has had fever reducing medication in order to prevent a fever within the past 24 hours

MEDICINE

Parents should not send medicine of any kind to school with their student, including cough drops. If your student needs medicine at school, you should make arrangements with the nurse.



School Nurse, Cindy McCroskey 281-634-6585 cynthia.mccroskey@fortbendisd.gov

BREAKFAST



BREAKFAST

- Breakfast is served from 7:30 am–7:55 am
- Please bring your child to school early enough to allow time for them to eat breakfast. We will never turn a child away from receiving breakfast, however your child will be tardy if they are not in their classroom by 8:05 am



LUNCH & SNACK





LUNCH

- The District requests that all families complete the Free & Reduced Meals application at www.schoolcafe.com/fbisd. Menus and lunch payments can also be found through this link/app.
- LUNCH VISITOR SCHEDULE:
 - *Last names beginning in A-M can have visitors on odd numbered days
 - *Last names beginning in N-Z can have visitors on even numbered days
 - *Parents and students will also be seated at a visitor table.

SNACK

- Please pack a healthy snack for your child to eat in their classroom during designated snack time.
- Water bottles may contain only water. No gatorade, lemonade, or additives.



RECESS & P.E.

DRESS CODE



WHAT SHOULD MY CHILD WEAR?

- For safety purposes, students must wear closed-toed shoes with a back
- No flip-flops, slippers, or other slide-on shoes
- Sandals and Crocs are allowed with backstrap worn
- See Student Code of Conduct page 87 for all dress code details



STUDENT CODE OF CONDUCT



STUDENT CODE OF CONDUCT

- The Student Code of Conduct has been developed to provide you with the District's guidelines on behavior for our students.
- At Drabek Elementary, we follow the Student Code of Conduct with fidelity.
- To Access the Student Code of Conduct & The Student Parent Handbook, go to www.fortbendisd.com >> Departments >> Student Affairs



STUDENT BADGES

- Students must wear their badges throughout the day. They can use them to scan for breakfast, lunch, and library books.
- Students must wear their badge to ride the bus to and from school. They will be required to scan their badge upon entry and exit.
- Student are responsible for bringing their badge to and from school each day. Lost badges will require the parent by pay a \$5.00 replacement fee in Skyward before their badge can be reprinted.



PBIS



GUIDELINES FOR SUCCESS

At Drabek, we want to create a safe, positive, and equitable school environment where everyone feels successful and seen.



We're teaching our students to L.E.A.D. with pride!



DRAGONS L.E.A.D.

L

LEARNING

DRAGONS SHOW THEIR LEARNING.

- Share Your Skills
- Think About Your Learning
- Learn Something New Every Day

E

EMPATHY

DRAGONS SHOW THEIR EMPATH.

- Listen to Others
- Care About Other's Feelings
- When you make a mistake, apologize

A

ACCOUNTABILITY

DRAGONS SHOW THEIR ACCOUNTABILITY.

- Accept Responsibility
- Self -Control
- Do your best

D

DETERMINATION

DRAGONS SHOW THEIR DETERMINATION.

- Overcome Obstacles
- Believe in Yourself
- Problem Solving

FBISD: LEAD THE PAC DRABEK'S ROLE

At Drabek, it is our goal to be PROFESSIONAL, ACCOUNTABLE, and COMMUNICATE with all students, parents, and community members.

We are committed to:

- Showing Respect
- Holding ourselves to a high standard
- Going above & beyond what is required
- Listening
- Showing Kindness



PROFESSIONALISM

ACCOUNTABILITY

COMMUNICATION

FBISD: LEAD THE PAC PARENT'S ROLE

Partner with us and be committed to:

- Send your child to school regularly, on time, and prepared to learn
- Monitor Skyward, read newsletters and give attention to information in your child's Friday Folder to make sure you are informed about your child's academic progress, behavior, and events at school
- Communicate respectfully when concerns arise about your child



PROFESSIONALISM

ACCOUNTABILITY


COMMUNICATION

HOUSE SYSTEM



HOUSE OF DRAGONS

- It's a system where EVERY student has a place to belong, be supported, and be successful.
- Each classroom is assigned to a house (red, orange, yellow, green, blue, purple, teal)
- Students earn Leader Loot for showing good character traits, reaching academic goals, attendance, and having no tardies
- House Party: We will have a house party at the end of every nine weeks to celebrate our accomplishments. Students are encouraged to wear their house color on that day.



SKYYWARD



SKYWARD REMINDERS




- Make sure all phone numbers, emergency contacts, and emails are current. Parents must make these changes in Skyward.
- We cannot let your child go home with anyone who is not listed on the emergency card and/or Skyward, so please make sure you list all names that are allowed to pick up your child.
- You can access your child's grades and attendance in Skyward

SKYWARD CHANGES




- All parents must complete an online verification form located in Skyward for returning and new students– Help located in the library.
- This must be completed each year. It is due by September 13.



– ACTION REQUIRED: 2024-2025 STUDENT VERIFICATION
Closes Sunday, September 13, 2024

Update your student's information online!

In advance of the 2024-2025 school year, parents are asked to log into Family Access to update their student's information forms. These forms are required for all students, both returning and new to Fort Bend ISD. Parents without Family Access accounts may request access from their student's home campus. Please note, the 2024-25 FBISD Student/Parent Handbook and Student Code of Conduct will be available for review on the Student Affairs website.




Skyward Family Access

Quick Guide

Home

From any screen, you can get back to the Home Page

NOTE

If your browser window is too small, you will see a  instead of the HOME tab. Expand the plus sign to see the menu options.

Tabs

Click on the different tabs to get to other areas.

All Students

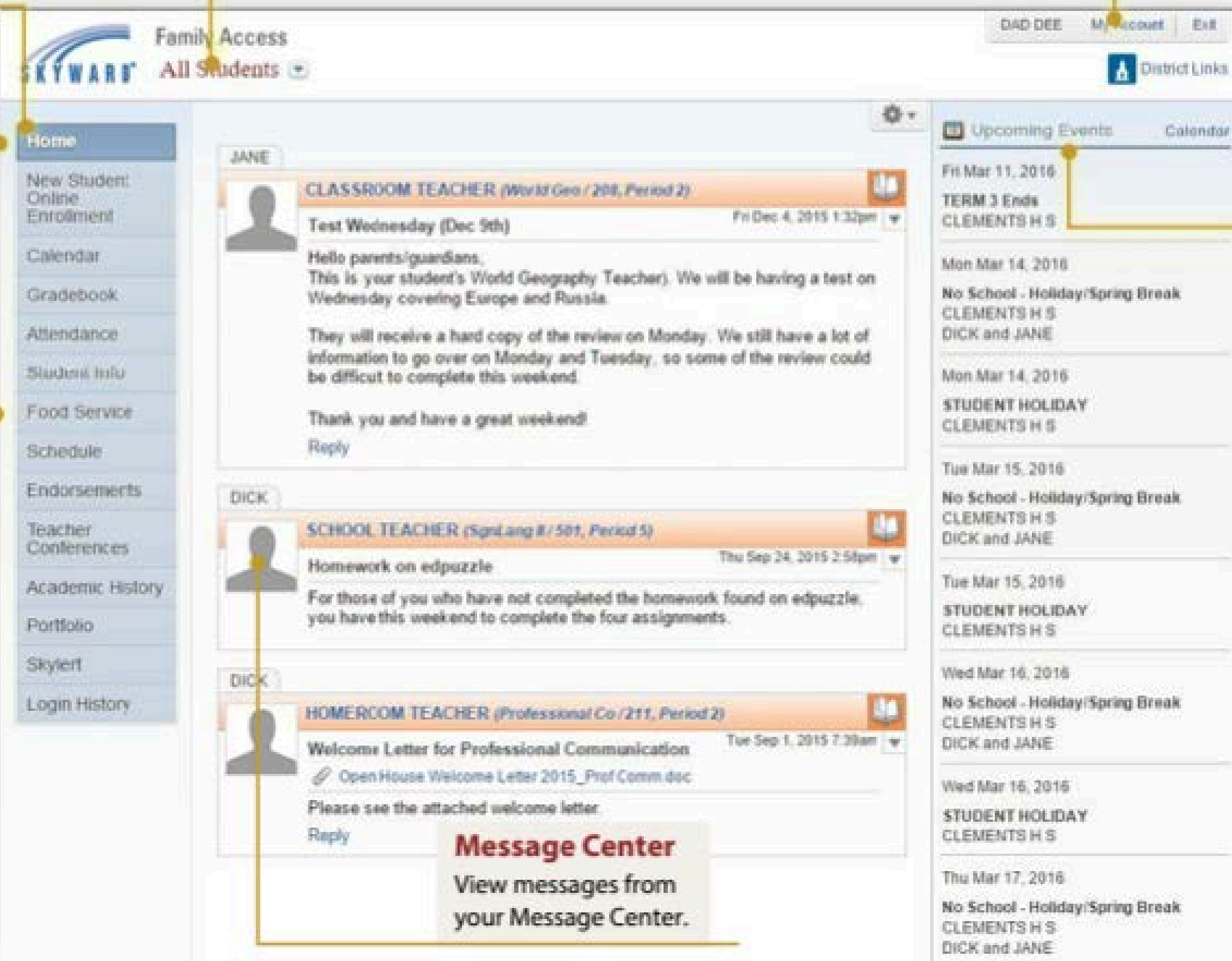
You can see all of your students at once. You can also choose to see only one student at a time.

My Account

Change login, change password, upload a profile picture and sign up for email notifications.

Upcoming Events

See upcoming events or go to your calendar.




The screenshot displays the Skyward Family Access web application. At the top, the 'Family Access' header includes the Skyward logo, a dropdown menu set to 'All Students', and user links for 'DAD DEE', 'My Account', and 'Exit'. A 'District Links' icon is also present. On the left, a vertical navigation menu lists various options: Home, New Student Online Enrollment, Calendar, Gradebook, Attendance, Student Info, Food Service, Schedule, Endorsements, Teacher Conferences, Academic History, Portfolio, SkyAlert, and Login History. The main content area is titled 'MESSAGE CENTER' and shows three messages. The first message is from 'JANE', a 'CLASSROOM TEACHER (World Geo / 208, Period 2)', dated 'Fri Dec 4, 2015 1:32pm', regarding a test on Wednesday, Dec 9th. The second message is from 'DICK', a 'SCHOOL TEACHER (SpnLang II / 501, Period 5)', dated 'Thu Sep 24, 2015 2:58pm', about homework on edpuzzle. The third message is from 'DICK', a 'HOMEROOM TEACHER (Professional Co / 211, Period 2)', dated 'Tue Sep 1, 2015 7:39am', with a welcome letter and an attached file 'Open House Welcome Letter 2015_Prof Comm.doc'. On the right side of the interface, there are tabs for 'Upcoming Events' and 'Calendar'. The 'Upcoming Events' tab is active, showing a list of events: 'Fri Mar 11, 2016 TERM 3 Ends CLEMENTS H S', 'Mon Mar 14, 2016 No School - Holiday/Spring Break CLEMENTS H S DICK and JANE', 'Mon Mar 14, 2016 STUDENT HOLIDAY CLEMENTS H S', 'Tue Mar 15, 2016 No School - Holiday/Spring Break CLEMENTS H S DICK and JANE', 'Tue Mar 15, 2016 STUDENT HOLIDAY CLEMENTS H S', 'Wed Mar 16, 2016 No School - Holiday/Spring Break CLEMENTS H S DICK and JANE', 'Wed Mar 16, 2016 STUDENT HOLIDAY CLEMENTS H S', and 'Thu Mar 17, 2016 No School - Holiday/Spring Break CLEMENTS H S DICK and JANE'.

Message Center

View messages from your Message Center.

GRADES




PREK, KINDER, 1ST

- Competency: Standards-Based Grading communicates students' understanding of the Texas Essentials Knowledge and Skills (TEKS). Using the TEKS, teachers developed grade-level competencies to communicate student progress in the Standards-Based gradebook. The competencies are the same for each grade-level content area (i.e. 1st grade math) across the district. Teachers report students' progress on the competencies using learning progressions.
- Learning Progression: A learning progression is comprised of three proficiency levels (developing, progressing, proficient). Each proficiency level in the progression defines the knowledge and skills that students will master on their pathway to proficiency.
- Proficient: A mark of Proficient (PF) means the student meets the grade-level expectations for the competency.
- Competency Success Criteria: Success criteria define the knowledge and skills that students must master in order to attain the Proficient (PF) level at the end of a unit or quarter as related to the competency. Success criteria define what students know and can demonstrate.

Learning Progression for Competency 1: Listening Comprehension
The student shows understanding by following oral directions

Developing	Progressing	Proficient
<ul style="list-style-type: none">• Uses nonverbal gestures to show a response to adults and peers (e.g., nodding/smiling to show understanding/agreement, tilting head/frowning face to show confusion, or giving a thumbs up/down or to respond to questions)• Sometimes responds to requests by completing the appropriate actions (e.g., passing a pencil when a friend asks for it)• Attempts to participate in songs and/or dances that require the response of various movements or gestures (e.g., "march your feet, then find a friend, grab their hand and dance with them")• Follows simple one-step directions (e.g., "Please sit down.")	<ul style="list-style-type: none">• Uses nonverbal gestures and begins to respond verbally to adults and peers using simple phrases with less than five words (e.g., "Yes, please." and "No, thank you.")• Frequently responds to requests by completing the appropriate actions (e.g., passing a pencil when a friend asks for it)• Participates in songs and/or dances that require the response of various movements or gestures (e.g., "march your feet, then find a friend, grab their hand and dance with them")• Begins to contribute to discussions by commenting or asking questions• Follows two-step directions (e.g., "Please get your jackets and put them on.")	<ul style="list-style-type: none">• Uses nonverbal gestures and frequently responds verbally to adults and peers using complete sentences with five or more words• Provides appropriate verbal responses to questions asked by peers or adults in complete sentences using five or more words• Demonstrates the ability to turn to a peer partner and repeat instructions• Appropriately contributes to discussions by commenting or asking questions• Follows three-step directions. (e.g., "Please put your things away, then find your square on the carpet, and sit down.")

For additional examples of child behaviors across the progressions, reference the [2022 Texas Prekindergarten Guidelines](#).



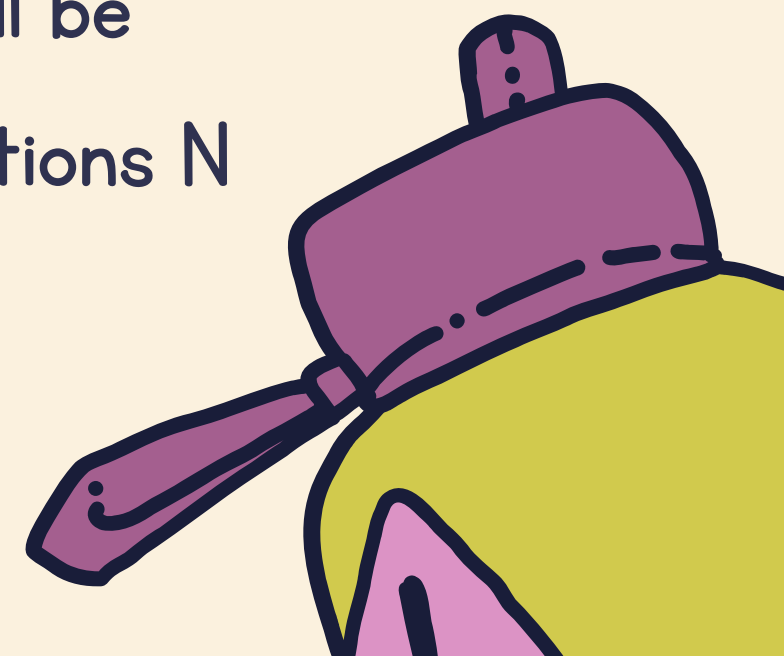
2ND, 3RD, 4TH, 5TH

- In Grades 2nd – 5th, student proficiency will be determined using a traditional grading scale.
- Student proficiency shall be reported using a 100 point system as outlined below: Letter Grade Range A 90 – 100 B 80 – 89 C 70 – 79 F Below 70 Explanation


Letter Grade	Range
A	90 – 100
B	80 – 89
C	70 – 79
F	Below 70

- In Elementary Enrichment Courses (Art, PE, Health, Music) student proficiency will be reported using two marks, S or N. Mark S Consistently Meets Standards/ Expectations N Not Progressing towards Standards/Expectations

Mark	Explanation
S	Consistently Meets Standards/ Expectations
N	Not Progressing towards Standards/Expectations

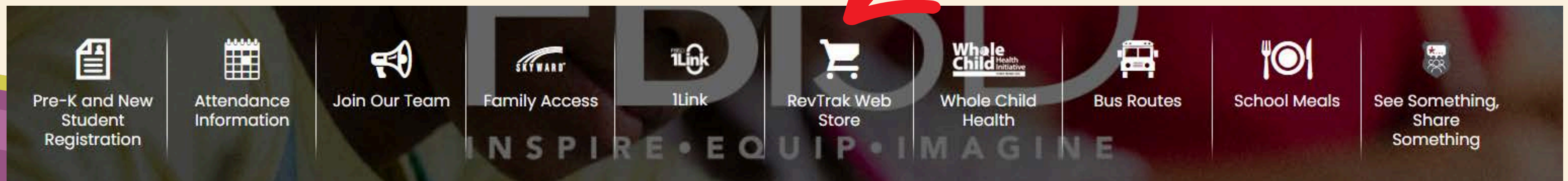



BOOK BAGS & TAKE HOME BOOKS

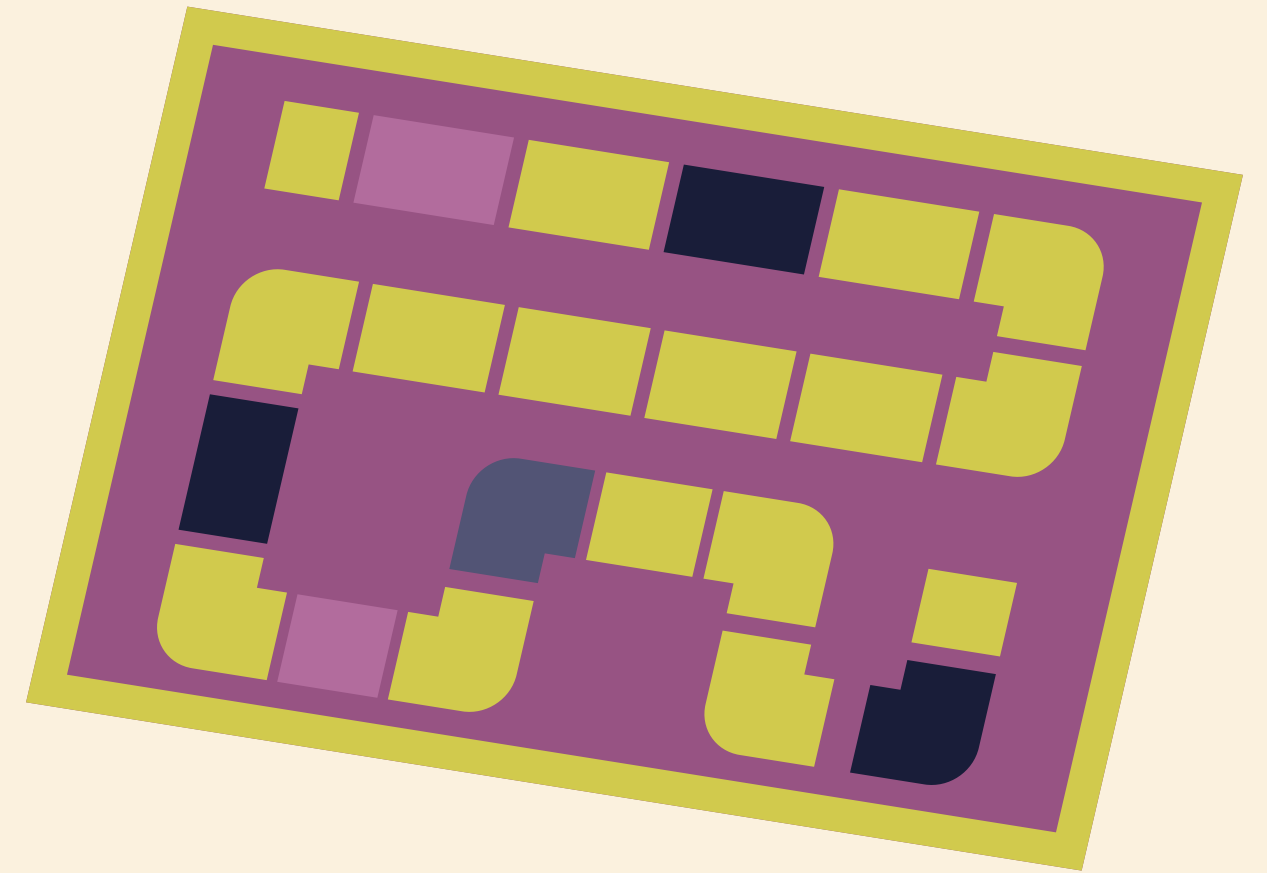


LOST BOOKS OR BOOK BAGS

- Each child will bring home a book bag with a book to read at home.
- Please take care of the books and the bags
- There is a reimbursement fee for lost books and bags.
- Lost or damaged book from book bags: \$14
- You will pay the reimbursement fees on Revtrak on the FBISD website.



HOMEWORK



HOMework

- Varies by grade level
- Homework can be communicated in your child's planner, the teacher's newsletter, or through Schoology. Please reach out to your child's teacher for that information.

